

hayneedle



Item Name:

Belham Living Monticello All-Weather Wicker Sofa Sectional Set

Belham Living Brookville All-Weather Wicker Sofa Sectional Set

SKU: TTLC473, TTLC507



For assistance with assembly, please contact customer service

1-888-880-4884

PRE-ASSEMBLY PREPARATION








DO NOT LET CHILDREN PLAY IN OR AROUND THE UNIT DUE TO THE POSSIBLE RISK OF FINGER ENTRAPMENT

- Please read through this instruction before beginning assembly.
- Two adults assembly is recommended.
- Clear out the space for assembly and lay out all parts base on Parts List, extra room will allow you to easily determine if all the pieces are present.
- Save all packing materials until assembly is complete to avoid accidentally discarding smaller parts or hardware.
- Keep small parts and pieces away from children until fully assembly.
- Please check for any loose screws and tighten them before you use.

Important to Note:

Do not fully tighten bolts until entire piece is assembled.

Once assembled you will tighten all the bolts to fully secure item.

PARTS LIST							
A	SOFA SEAT		1	D	ALLEN WRENCH		1
B	HANDRAIL		2	E	Metal washer		4
C	Bolt (M6*45)		4				

STEP-BY-STEP ASSEMBLY:

STEP 1:

Attach Bench armrest (B) to the Bench seat (A) with the metal washer (E) and bolt (C) using the Allen Wrench (D).

The assembly will be from armrest of the Bench and will attach at four spots per bench.

