

Assembly Instructions

ITEM Number : WIT013-1


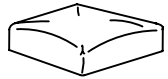

Product Name: PU Leather Dining Chairs-Set of 2

PRE-ASSEMBLY PREPARATION:






- Please check carton for all necessary parts before beginning assembly and read all instructions before starting.
- The hardware packet contains SMALL ITEMS which should be KEPT AWAY FROM CHILDREN.
- Do not completely tighten any bolts until the unit is fully assembled and sitting on a level surface.

Panel and Fittings Identification:

PARTS LIST:

NO.	DESC.	DIAG	Q'TY
A	BACK		1PC
B	SEAT		1PC
C	LEG		2PCS

HARDWARE LIST:

NO.	DESC.	DIAG	Q'TY
1	LONG BOLT		4PCS
2	SHORT BOLT		5PCS
3	SPRING WASHER		9PCS
4	WASHER		9PCS
5	WRENCH		1PC

* HARDWARE LOCATED UNDER SEAT

