

**Model: GNB48, GNB481**

- (1) Seat
- (1) Back
- (2) Sideframes
- (2) Angle braces
- (1) Hardware pack

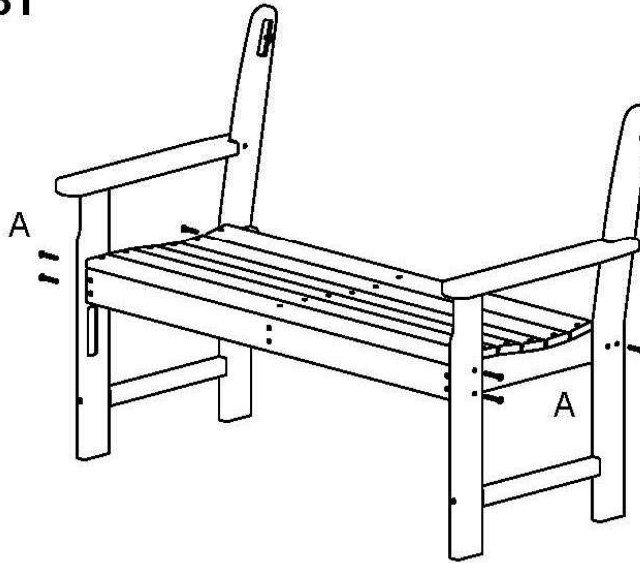
## TOOLS NEEDED



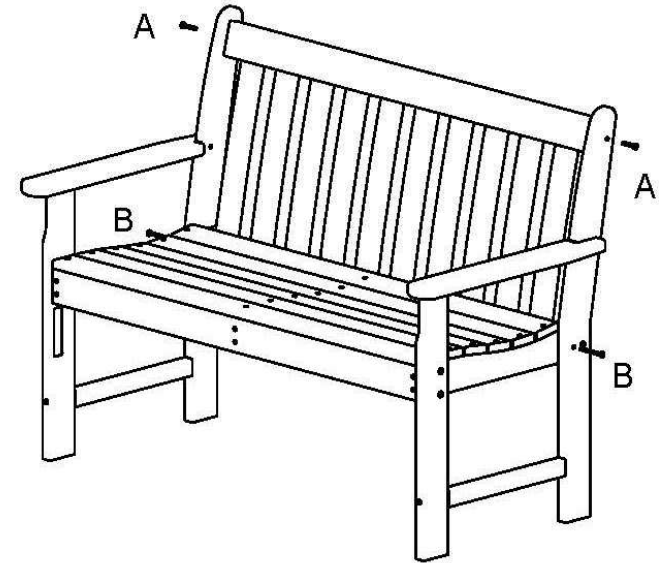
- 4MM T-HANDLE HEX KEY (INCLUDED)
- PHILLIPS HEAD SCREWDRIVER (SCREW GUN RECCOMENDED)

**Step 1**  
Attach sideframes to seat using (6) 1 3/4" chair bolts

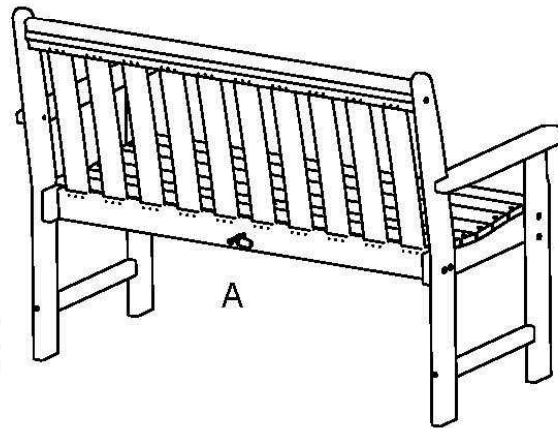
Do not tighten screws until last step.



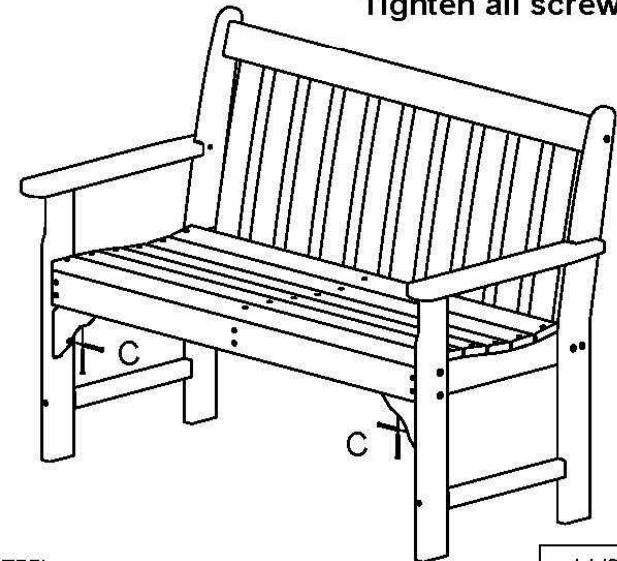
**Step 2**  
- Attach back to seat using (2) 1 3/4" chair bolts  
- Attach back to sideframes using (2) 2 1/2" chair bolts



**Step 3**  
Attach back to seat using (1) 1 3/4" chair bolts



**Step 4**  
Attach angle brace to front leg then seat using (4) 8x2" screws  
**Tighten all screws.**



Qty.	Description
9	A - 1/4-20 X 1-3/4 WAFER SHCS
2	B - 1/4-20 X 2-1/2 WAFER SHCS
4	C - 8 X 2 PHIL FLAT SCREW