





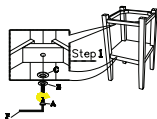
ASSEMBLY INSTRUCTION INSTRUCCIONES

2600001(COUNTER HEIGHT TABLE)
2600001(MESA ALTA DE MONTAADOR)

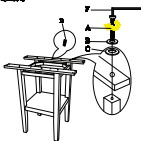
REQUISITOS DE HERRAMIENTAS			
A	HEX BOLT 4-8"x1-1/2"		12 pcs
B	LOCK WASHER 4-8"x1/2"		12 pcs
C	FLAT WASHER 4-8"x1/2"		12 pcs
D	SCREW		2 pcs
E	SCREW 1-1/2"		12 pcs
F	ALIAS KEY		1 pc

REQUISITOS DE PARTES			
1		TABLE TOP	1 pc
2		VERTICAL POST	1 pc
3		APRON	1 pc
4		LEG	4 pcs
5		CONNECT BOARD	2 pcs

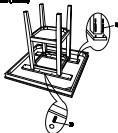
STEP 1/1



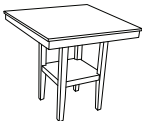
STEP 2/2



STEP 3/3



STEP 4/4



DO NOT TIGHTEN ALL BOLTS UNTIL COMPLETELY ASSEMBLED
NO APRETER LOS TORNILLOS HASTA ARMAR COMPLETAMENTE