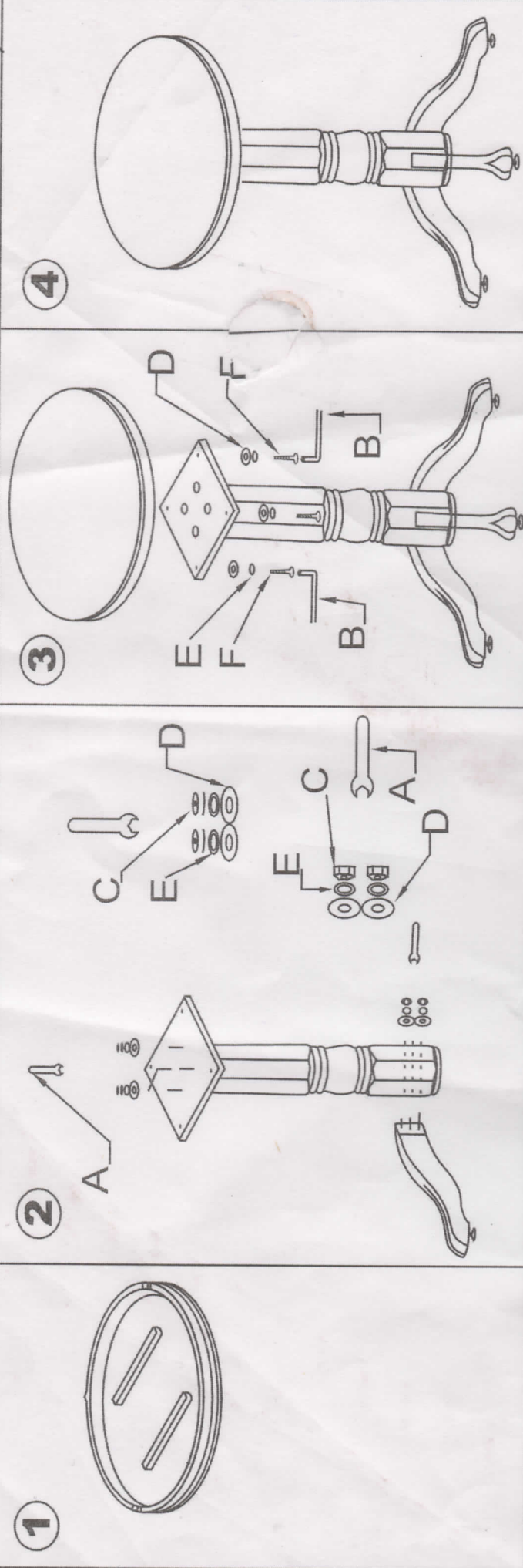
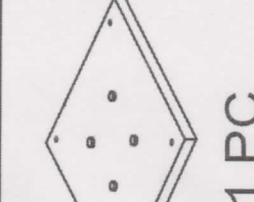
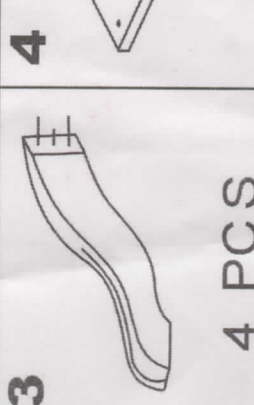
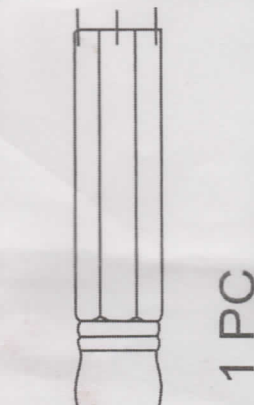









ASSEMBLY INSTRUCTION - FLORENCE PUB TABLE (Florence)



1  1 PC	2  1 PC	3  4 PCS	4  1 PC
--	--	--	--

HARDWARE LIST

A Spanner  88x13mm 1 PC	B Allen Key  57x4mm 1 PC	C Nut  $\text{Ø} \frac{5}{16}$ " x 13mm 12 PCS	D Large Washer  $\text{Ø} \frac{5}{16}$ " x 19mm 16 PCS	E Small Washer  $\text{Ø} \frac{5}{16}$ " x 13mm 16 PCS	F Bolt  $\text{Ø} \frac{5}{16}$ " x $1\frac{1}{2}$ " 4 PCS
---	--	---	---	---	--