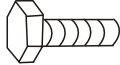






ASSEMBLY INSTRUCTIONS

(For LD7001-7(-3"))(Item#:22-99549)

Parts List			
Pieces	Hardware	Description	Qty
A		Screw	4
B		Flat washer	8
C		Lock washer	4
D		Nut	4
E		Nut cap	4

1. Place the base on a flat, solid surface.
 2. Loosely attach the seat to the base.
using screws(A), flat washers(B), Lock washers(C), nuts(D) and nut caps(E).
 3. Tighten all the bolts and nuts completely.
Use the adjuster feet to level the legs.
- Warning:** please do not use harsh chemicals to clean the bar stool.

